

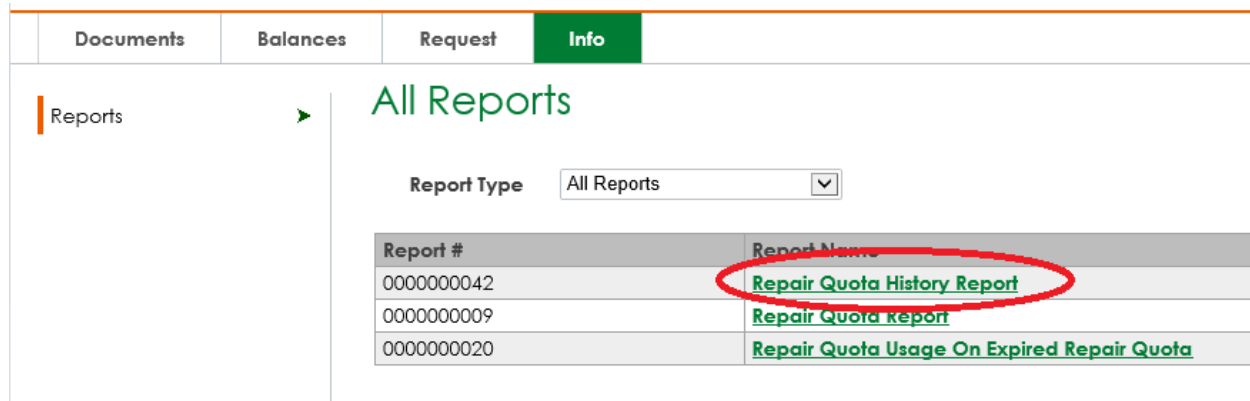
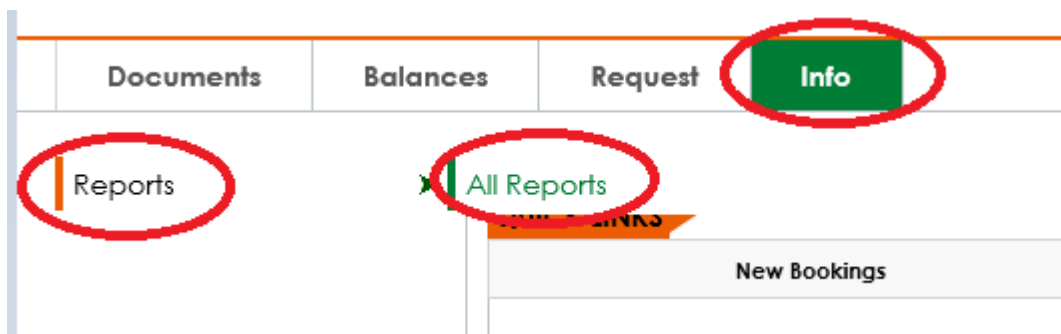


Repair Quota History Report

LogLink

How can you get insight into your repair volume of the CC shelves?

- Login on www.cclink.com
- Press the **Info** tab
- In the menu that appears below, you press on **Reports** on the left column then **All Reports**
- Search for the **Repair Quota History Report** and select that report.



A pop up opens in which you have to press the **Submit** button to open the report:

View Reports [X]

Report	0000000042
Report Name	Repair Quota History Report
CustomerID	300913
Report Output Format	PDF [v]

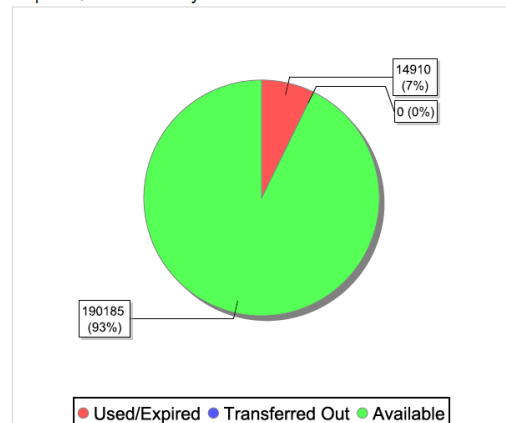
Submit

- You will get a pop-up with a PDF file with the given repair quota number, the amount you've already used, the received transferred numbers and the available volume. A pie chart summary of the quota is also included.

Earliest expiring repair quota balances

QUOTA END DATE	QUOTA REMAINING
06-04-2018	29530
23-01-2019	146828
28-02-2019	13827

Repair Quota Summary



More information

If you have any questions and/or remarks you can reach us on working days between 08.00u – 17.00u on tel. +31 235 544 020 or tel. +44 (0) 1322 29 4267, or by email: ccuk@container-centralen.com.